

Clarence Estate

Region: The South East Sleeps: 20

Overview

Located in the serene Kent countryside near Sandwich, Clarence Estate offers an exclusive retreat for those seeking luxury and tranquility. This estate comprises two exquisite neighboring properties—Clarence House and Bellevue House—collectively accommodating up to 20 guests across eight bedrooms. Designed with large family gatherings and groups of friends in mind, Clarence Estate provides a blend of comfort and luxury.

Each house features its own heated outdoor swim spa and hot tubs, set within over an acre of meticulously manicured gardens and outdoor decking areas, complete with BBQ facilities, al fresco dining tables and sun loungers. The properties are thoughtfully designed on a single level with extra-wide doorways, ensuring full accessibility for all guests. Inside, spacious open-plan living areas are furnished with comfortable seating and large Smart TVs, ideal for socialising and enjoying a good film. Fully equipped kitchens and dining areas will allow you to create and enjoy delicious meals.

For those seeking an active retreat, a private gym is available on-site. Children are well-catered for with secure outdoor play areas, ensuring younger guests have ample space to explore and enjoy.

Beyond the estate, guests can explore the rich history and natural beauty of Kent. The medieval town of Sandwich and the coastal delights of Deal are within a 20-minute drive, offering a variety of cultural and recreational activities. Golf enthusiasts will appreciate the proximity to renowned courses such as Royal St George's, Royal Cinque Ports, and Prince's Golf Club, all within easy reach.

Whether you seek a peaceful escape or an active holiday, Clarence Estate provides a versatile and luxurious setting for a memorable stay in the heart of Kent.

Facilities

Stag/Hen Allowed • Villa • Ideal for Xmas/NY • Boat Trips • Historical Sites • Air-Con • Walking/Hiking Paths • Walk to Village • Romantic • Ideal for Kids • Golf Nearby • Ideal for Parties • Private Pool • Heated Pool • Chef/Cook Available • Cots (Cribs) • Ideal for Teens • Has Discount • Special Offer • Maid Service Available • Beach Nearby • Ground Floor Bed & Bath • Wheelchair Access • Pool Safety Feature • Parking Space • Wi-Fi/Internet • Rural Location • Washing Machine • Coffee Machine • Outstanding Landscapes • Hairdryer • Outdoor Pursuit & Activities • Tourist Towns & Villages • Indoor Games • DVD • Gym/Fitness Room • Hot Tub • Tumble Dryer • Dishwasher • Microwave • Electric Car Charger • Smart TV • Heating • Zoo • Amusement park • Water park • Board games • Children's books • Playground • Swings • Slide • Ideal for Babies



Interior & Grounds

Clarence Estate

Clarence House (Sleeps 12)

- Entrance hall
- Open plan kitchen, living and dining room
- Master bedroom with super-king sized bed and en-suite bathroom with shower and WC
- Bedroom with two super-king sized beds and access to Jack & Jill bathroom
- Bedroom with king sized bed and access to Jack & Jill bathroom
- Jack & Jill bathroom with extra large bath/shower, twin basins and WC
- Bedroom with king sized bed
- Bedroom with bunk bed
- Family bathroom with shower and WC
- Gym with garden view: treadmill, rowing machine and exercise bike

Exterior

- 8-meter pool spa adjustable up to 40°C
- Al fresco dining table seating 10
- BBQ facilities
- Swing chair

Bellevue House (Sleeps 8)


- Open plan kitchen living and dining room
- Bedroom with super-king sized bed and en-suite bathroom with walk in shower and WC
- Bedroom with super-king sized bed and en-suite bathroom with walk in shower and WC
- Bedroom with super-king sized bed, twin single beds and en-suite bathroom with walk in shower and WC

Exterior

- There is a 6-meter pool spa under a sheltered pergola
- Decked patio area with sun loungers and al fresco dining table
- BBQ facilities

Additional Facilities

- Parking for up to 9 cars
- EV charger
- Children's playground with swings, slides, climbing frames and hidey holes
- High-speed Wi-Fi throughout both properties
- Egyptian cotton bedding
- Toiletries
- Laundry facilities
- Dishwashers
- Microwaves
- Coffee machines



Location & Local Information



Clarence Estate is set within the heart of the Kent countryside, offering the perfect base for exploring one of England's most charming regions. Just a short drive from the historic town of Sandwich, this area is known for its beautiful landscapes, picturesque villages, and stunning coastline. Whether you're looking for outdoor adventures, cultural discoveries, or simply a peaceful escape, Kent has something for everyone.

The nearby medieval town of Sandwich is a delight to explore, with its winding streets, historic buildings, and independent shops. Just beyond, the coastal towns of Deal and Whitstable offer fresh seafood, boutique shopping, and scenic seafront strolls. For golf enthusiasts, the area is home to some of the UK's most prestigious courses, including Royal St George's and Prince's Golf Club.

Nature lovers can enjoy one of the numerous hiking trails on the doorstep, long walks along the White Cliffs of Dover or visit the many gardens and nature reserves in the area. With beaches just a short drive away, you can spend the day by the sea before returning to the comfort of Clarence Estate. Whether you're seeking relaxation or adventure, this idyllic location provides the best of Kent, all within easy reach.

Local Amenities

Nearest Airport	London Gatwick Airport (127 km)
Nearest Bar/Pub	The Chequer Inn, Ash (4 km)
Nearest Beach	Deal Seafront (12 km)
Nearest City	Canterbury (18.5 km)
Nearest Ferry Port	The Port of Dover (20 km)
Nearest Golf	The Royal St George's Golf Club (6.5 km)
Nearest Restaurant	The Toll Bridge Restaurant and Bar (5 km)
Nearest Shop	The Eastry Village Shop (2.5 km)
Nearest Supermarket	Co-Op, Sandwich (4 km)
Nearest Tennis	Sandwich Lawn Tennis Club (5.5 km)



Nearest Town	Sandwich (4 km)
Nearest Train Station	Sandwich Train Station (4.5 km)
Nearest Village	Woodnesborough (1.5 km)

What we love

- With two separate homes - Clarence House and Bellevue House - groups can enjoy plenty of space to come together while also having the option for privacy when needed.
- The outdoor swim spa and hot tubs offer the perfect place to relax and unwind, whether you're soothing tired muscles after a day at the beach or unwinding after exploring the charming nearby towns.
- Both properties are fully accessible with wide doors, level-tiled floors, and single-storey layouts, making them suitable for wheelchair users and mobility-impaired visitors. Please enquire for full details.
- Clarence Estate is the ideal retreat for golf enthusiasts, perfectly positioned within easy reach of three of Kent's finest golf courses. Convenient and accessible, it offers the ultimate base for a relaxing, golf-filled getaway.

What you should know...

- Clarence Estate features a private off-road parking for up to nine cars, and an EV charging point, ensuring you can recharge your vehicle with ease and enjoy a hassle-free stay.
- Please always supervise children, whether they're playing in the play area or swimming in the pool, to ensure their safety at all times.
- Unfortunately, pets are not allowed to stay.
- Parents are advised that hot tubs are not suitable for children under the age of 4 years old. Never allow children to use the spa or hot tub unsupervised and when not in use, make sure the cover is on and secured.

Terms & Conditions

- **Security deposit:** £750 charged to client's credit card as a pre-authorisation at least 2 weeks prior to arrival and refunded two weeks after departure, subject to full inspection.
- **Arrival time:** 4:00 pm
- **Departure time:** 10:00 am
- **Energy costs included?:** Yes, included in the rental price
- **Linen & towels included?:** Yes, included in the rental price
- **Pets welcome?:** No pets allowed.
- **Other Ts and Cs:** Never allow children to use the spa or hot tub unsupervised and when not in use, make sure the cover is on and secured. Parents are advised that the hot tubs are not suitable for children under the age of four.
- **Changeover day:** Flexible
- **End of stay cleaning:** Standard changeover clean included in the price. Guests are required to leave the accommodation clean, tidy and in the same condition as on their arrival. Any extra cleaning, laundry, maintenance and/or rubbish disposal required will be charged against the security deposit.
- **Smoking Allowed?:** No smoking or vaping
- **Minimum stay:** 2 nights
- **Heating costs included?:** Yes, included in the rental price
- **Pool towels included?:** Yes, pool towels are provided.